



Medical Office Building Experience



The Structural Steel Building System That is Simply Faster, Simply Safer & Simply Proven.

ConXtech® is a building technology company that offers an innovative, mass customizable, structural steel framing system. Often referred to as a “Full-Scale Erector Set,” ConXtech enables rapid design and delivery of robust, yet affordable steel structures that meet even the most demanding seismic design and building code requirements. ConXtech provides both fabrication and erection services and has access to a global network of ConXtech Fabricators & Erectors.

For nearly two decades, ConXtech has teamed with high-profile clients to design and deliver innovative structures that improve safety and accelerate schedules while reducing Total Installed Costs (TIC).

Conxtech | We Are Conxtech



Stanford Neuroscience:
Due to challenging site logistics, ConXL was the ideal solution for its ease of assembly with a conventional truck crane. Additionally, its inherently quick assembly time suited the schedule demands.



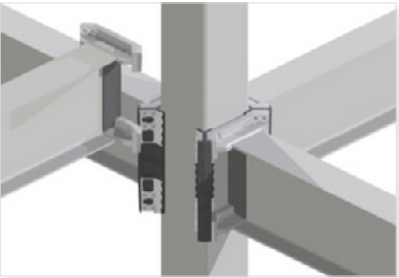


Northbay Medical Building:
Due to the ConX System’s prequalification with OSHPD, the risk of any major changes to the primary steel frame design during OSPHD review has been virtually eliminated. This significantly shortens the BIM coordination process. ConX’s OSHPD prequalification also streamlines the structural review process, significantly reducing the demand on the EOR throughout the approval process.

System for Health Care Facilities:

ConXtech offers a variety of approaches for the Healthcare sector. The first is our SMF (Special Moment Frame) option. The second is our hybrid approach that combines our FMC (Flexible Moment Connection) with standard bracing. Depending on the location, building demands, and specifications, ConXtech will offer the most efficient, highest-performing, and cost-effective structure to meet our clients’ needs. In both instances, speed to market is our superpower.

ConXtech Systems & Primary Markets

			
	CONXR200	CONXL300	CONXL400
Assembly Rate:	4,000 - 6,000 sqft per day	8,000 - 12,000 sqft per day	10,000 - 15,000 sqft per day
Markets:	<ul style="list-style-type: none">• HD Residential• Hospitality• Industrial• Mezzanine• Student & Senior Housing	<ul style="list-style-type: none">• Industrial L&G• Commercial• Manufacturing• Mezzanine• Healthcare	<ul style="list-style-type: none">• Healthcare• Commercial• Education• Institutional

Turnkey Approach



Design

- In-House professional engineering capacity offers robust design-assist support from concept through plan check
- Standardized connection design allows engineers to focus on other critical path items



Fabricate

- Specialized fixturing = fewer defects
- Reduced inspection costs
- High-Accuracy fabrication yields precision fit in the field
- Flexible fabrication capabilities across multiple locations



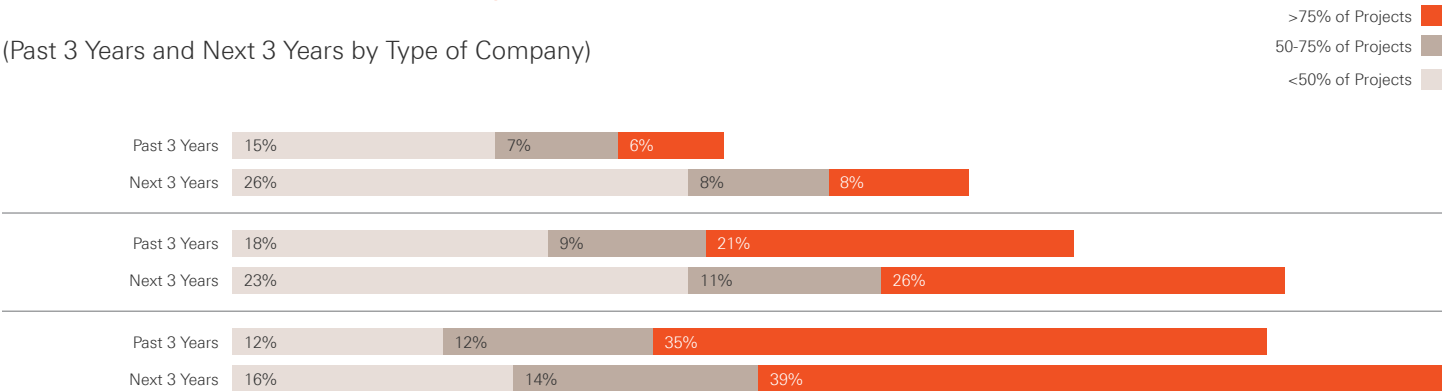
Erect

- 2x – 5x faster assembly than other construction methods
- 50% reduction of field labor for “assembly” of structure
- Reduced risk for client
- Rapid turn-over of critical path

ConXtech: A Unique Accelerator in the Structural Engineer's Toolkit

Percent of Projects with Prefabricated Single Trade Assemblies

(Past 3 Years and Next 3 Years by Type of Company)



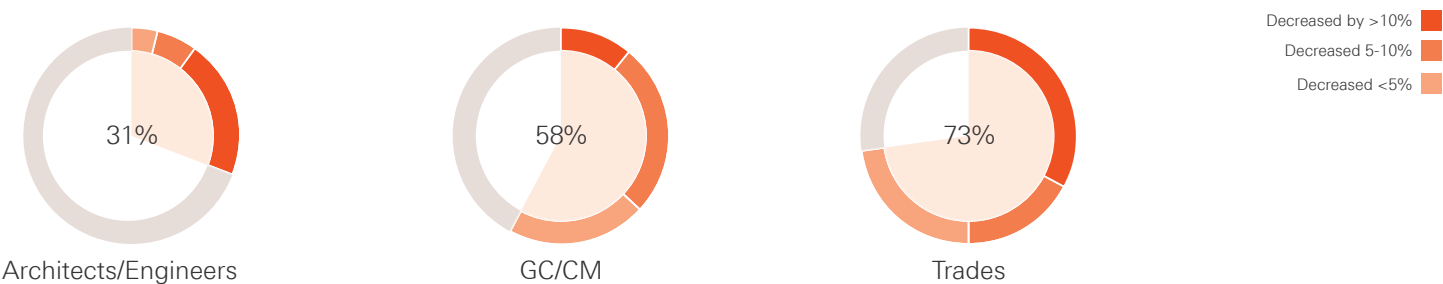
Prefabricated and modular methods of construction are not new, but their use is surging across the global construction sector. Global markets have experienced a significant uptick in demand for everything from pre-manufactured assemblies to volumetric modular apartments built offsite. Real estate developers are driving much of the sector’s growth, hoping to achieve faster construction schedules that produce earlier revenue and lower overall carrying costs. In their 2019 report, Modular construction: From projects to products, McKinsey researchers brought wide attention to the positive impacts of offsite construction manufacturing – finding that certain forms have a consistent track record of accelerating project timelines by 20% to 50%.

Offsite constructed systems range from prefabricated roof trusses to fully-finished, factory-built housing units, and the use of such systems is on the rise. In a report published by Dodge Data & Analytics, Prefabrication and Modular Construction 2020, 31% of engineers and architects, and 58% of general contractors reported that using some form of prefabrication meaningfully improved overall project timelines. Almost 70% of architects and general contractors in the Dodge study anticipated specifying single-trade prefabrication over the next 3 years.

In addition to project schedule acceleration, moving complex building assemblies into a controlled factory environment promotes improved safety, sustainability, and quality metrics.

Impact of Prefabrication on Project Schedule Performance

(Percentages Reporting Each of Three Levels of Improvement)



Medical Office Building Structural Solutions That Are Simply Faster

Early-procurement solutions like those offered by ConXtech are a powerful tool in an engineer’s design toolkit, offering an unparalleled way to accelerate construction schedules while offering broad design flexibility. ConXtech is a strong solution for buildings from 2 to 8 stories, and the flexibility of the system’s kit of parts offers a wide range of structural configurations suitable for anything from schools, healthcare, apartments, and hotels to data centers, biotech applications, and aerospace facilities.

For the right building projects, a ConXtech structural solution can speed up building framing by 3-5x, and ensures greater accuracy both during the design and construction phase of a project. The unique “lower and lock” erection method facilitated by ConXtech collars reduce or eliminate on-site welding, and the precision of its components can reduce project risk and provide a meaningful return on investment for developers and building owners.

Technical Summary: OSHPD Approval

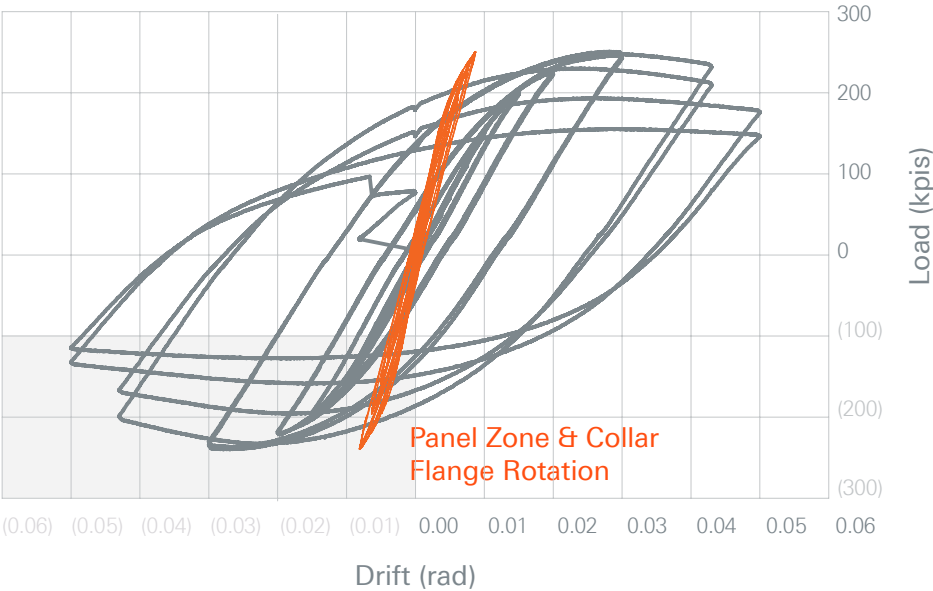
Approval Process

The ConXL connection is qualified as a Special Moment Frame connection for use in hospital environments with the California Office of Statewide Health Planning and Development (OSHPD).

OSHPD observed the successful completion of three full scale bi-axial tests, which met OSHPD’s test protocol designed specifically for ConXtech’s connection. ConXtech also completed 3 additional tests following this protocol for AISC CPRP qualification. This qualification is unique as no other steel moment frame has undergone cyclic testing while simultaneously being subjected to a constant orthogonal load equal to 100% of the probable maximum moment (Mpr) of the primary beams. This unprecedented bi-axial testing proved the unique capabilities of the ConXtech moment connection, the only standardized true bi-axial moment connection in the steel framing market today.

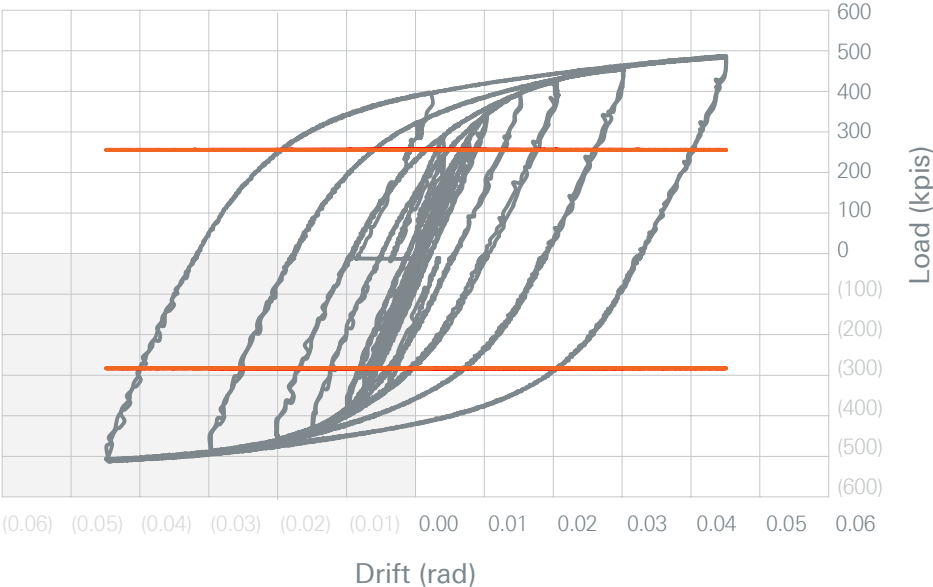
Applied Column Load vs. Interstory Drift Angle
W30x108xRBS - BOX16x16x1.25

Note: Col specimen previously used in Test #2101A, #2101B.



Applied Column Load vs. Interstory Drift Angle
Concrete-Filled PJP BOX 16x16x1.25 with Thickened Haunch at Base

Column/Haunch height = 75in



AISC Pre-Qualified Connection

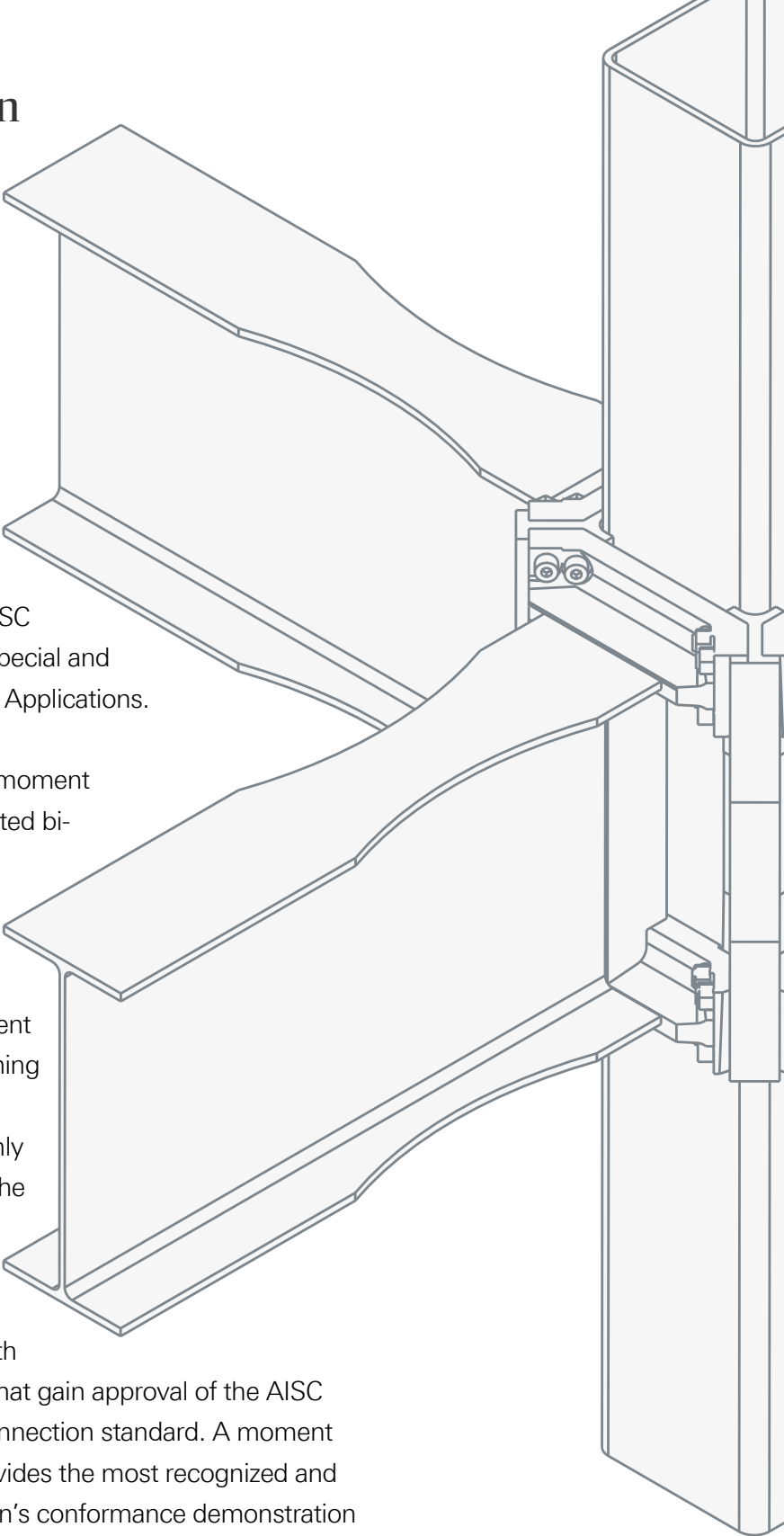


Technical Summary

ConXtech’s ConXL connection has been through a rigorous qualification review process conducted by the AISC 358 - Connection Pre-qualification Review Panel (CPRP). ConXL was approved through this process and has been incorporated as Chapter 10 in the 2010 AISC 358 code book, Pre-qualified Connections for Special and Intermediate Steel Moment Frames for Seismic Applications.

ConXtech completed six successful tests of its moment connection for the CPRP under the unprecedented bi-axial test protocol which subjected the ConXL connection to the typical Seismic Provisions cyclic loading while simultaneously subjecting the connection to a constant orthogonal load equal to 100% of the probable maximum moment (Mpr) of the primary beams. No other steel framing connection has been subjected to this type of loading as the ConXtech connections are the only standard bi-axial steel moment connections in the market today.

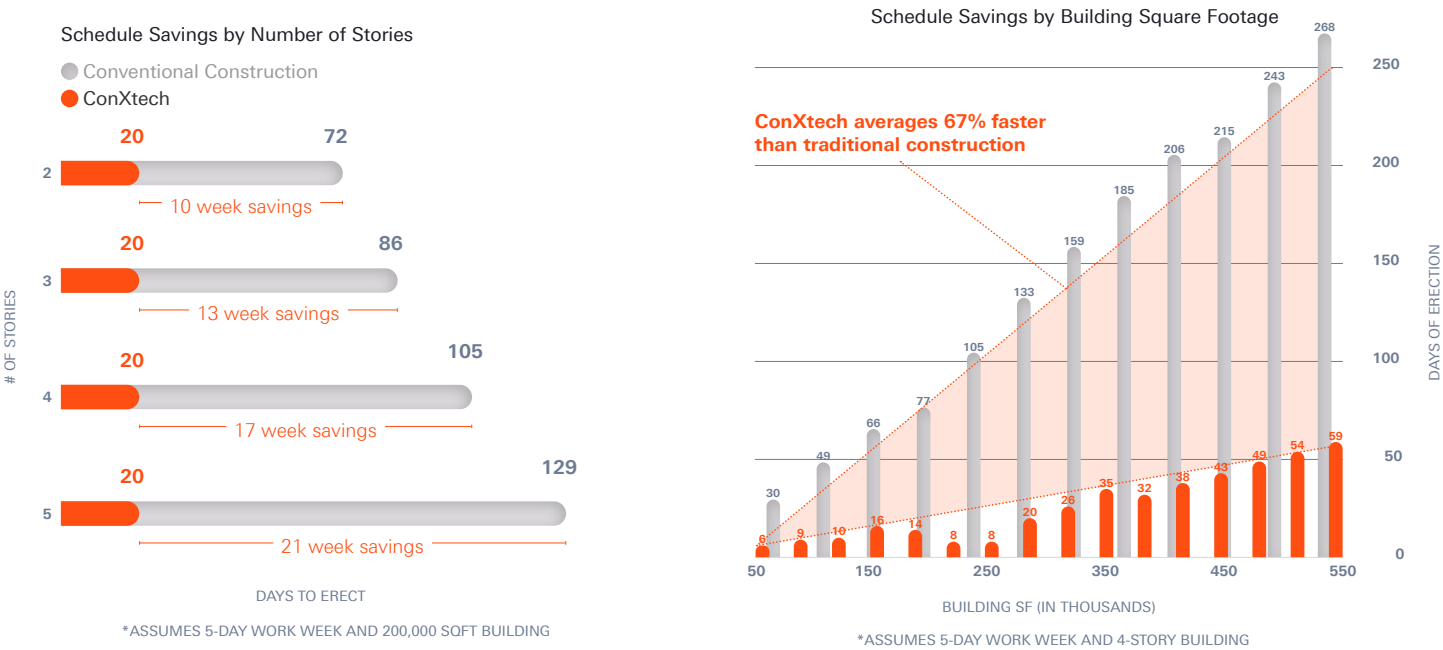
AISC’s CPRP reviews connection test data and pre-qualifies connections in accordance with the AISC Seismic Provisions. The connections that gain approval of the AISC CPRP reviews are considered a pre-qualified connection standard. A moment connection pre-qualified by the AISC CPRP provides the most recognized and direct method of satisfying the Seismic Provision’s conformance demonstration requirements for SMF and IMF connections and simplifies the project approval process for this class of buildings.



Is an AISC Prequalified Connection for Special and Intermediate Steel Moment Frames for Seismic Applications

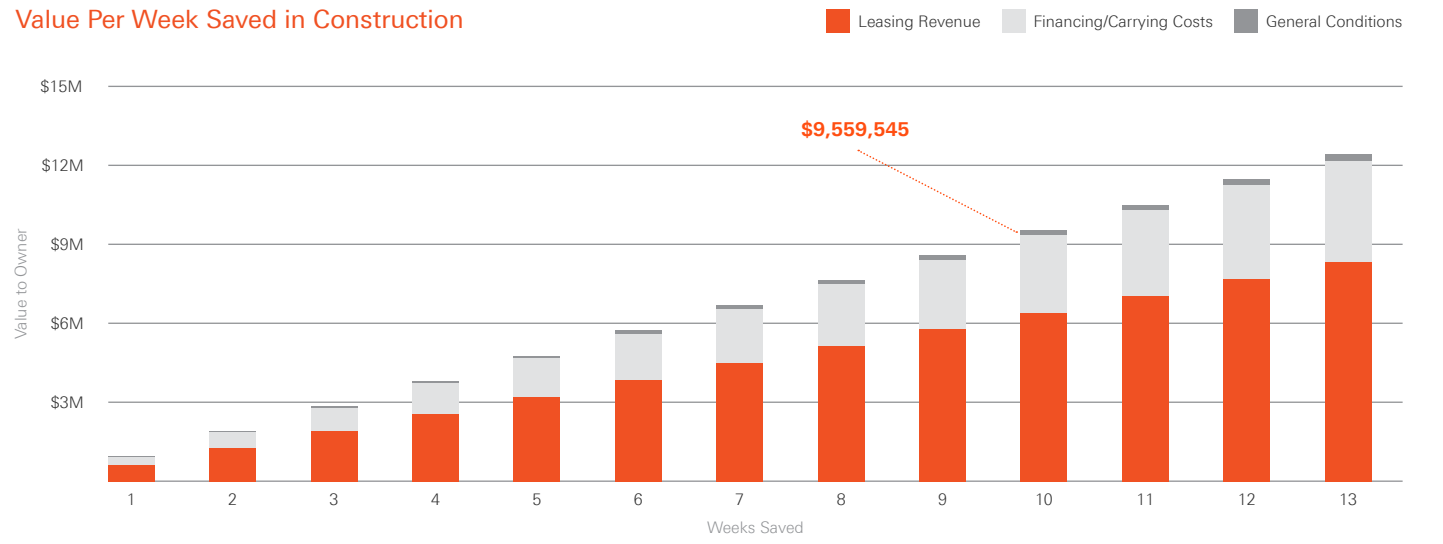
ConXtech vs. Conventional Construction:

- Magnitude of savings is proportionate to magnitude of project
- On average, ConXtech is 67% faster



The economic impact of these schedule savings is substantial. On a recently constructed data center project, one client analyzed the economic benefit of using ConXtech on his project.

Time is Money:



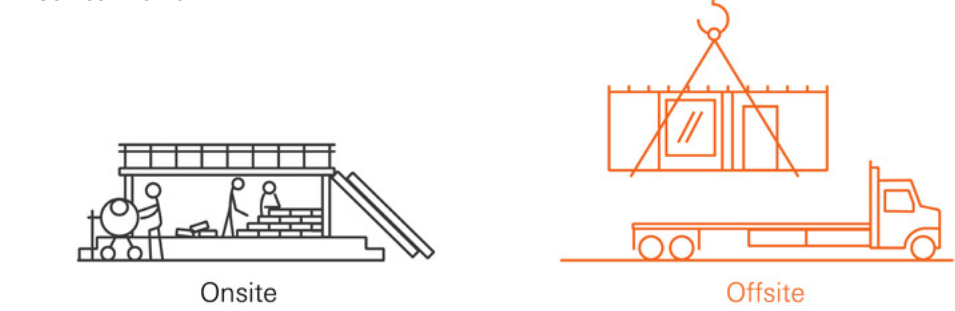
Factory & Jobsite Integration

Benefits

- Increased Labor Productivity
- Less Waste
- Highly Skilled Workforce
- Improved Jobsite Efficiency
- Quality Control
- Advanced Technology

Labor Productivity Increases by 30% on Offsite Projects

Source: McGraw Hill



End-to-end LEAN process, from manufacturing through erection.

Shifting labor from the jobsite to the factory.



Extending factory precision to the jobsite.



Why ConXtech is Faster

Streamline method of erection Built-up is Built-in

Traditional

Multiple people per joint in precarious positions



ConXtech

Work out of man-basket, only one person needed at joint to easily lower and lock into place



Billboard/X-tree Installation speeds assembly time

Traditional

Tiered Erection – mired in redundancy



ConXtech

Billboarding – instant stability +fewer “at risk” hours onsite



No lost time to inspections, testing and reworking

Traditional

Field weld testing/inspection leading to re-work



ConXtech

ConXtech simplifies inspection





Kaiser Permanente Santa Rosa
88,000 sqft - 8 days to erect

Healthcare Experience





ConXtech Structural Steel Building Platforms:

Healthcare

ConXtech is an ideal structural solution for Healthcare applications offering accelerated installation schedules as well as simplified layout and future programmability.

- Schedule
- 2x-5x faster than conventional steel and concrete
 - Accelerated schedule from concept through construction
 - Accelerated approvals

- Safety
- 50% reduction in field labor- fewer “at-risk” hours
 - “Lower and locking” connection provide instant stability and alignment prior to bolt-up
 - Erection done from aerial baskets
 - Precision fabrication translates to repeatable standard work and perfect fit in field

- Cost
- Up to 10% lower structural system cost vs conventional steel (incl savings in GC/GRs) depending on region
 - Reduced carrying costs and interest reserves required for development financing
 - Easy integration of other trades due to standard, modular componentry

- Asset Value
- Increased schedule leads to faster occupancy
 - Safer, higher performance facilities
 - Lower overall risk and greater predictability due to systems approach
 - Reduced Noise, on-site waste, and disruption to neighboring facilities
 - Flexible structural system is easy to customize


- Use Cases
- Projects that are schedule driven: “WE WILL GIVE YOU A MONTH!”
 - Projects that require schedule certainty: “CONXTECH HAS NOT MISSED A SCHEDULE EVER”
 - Projects that require pricing certainty: “AS A MODULAR SYSTEM WE CAN GIVE YOU A DEFINITIVE PRICE (+/- escalation) FOR YOUR CLIENT!”

Key CONXL 400 Product Details

Height Range:	2 - 5 stories
Field Assembly Rate:	10,000 - 15,000ft²/Day
HSS/Box Column Size:	Nominal 400mm (16” square)
Variable Beam Depth*:	18” - 36”
Variable Beam Spans**:	18’ - 45’+



Kaiser Permanente Redwood City
200,000 sqft - 23 days to erect



Downtown West Medical Office
57,700 sqft - 9 days to erect

For more information about this product or any product within the ConX Structural Steel Platform, please contact us at info@conxtech.com or visit conxtech.com



Stanford Neuroscience

Location	Stanford, CA
Description	Neuroscience Health Center
Size	92,000 sqft
Time	17 Days to Erect Steel
Owner	Stanford Health Care
Contractor	Cahill Contractors
Engineer	Degenkolb Engineers
Architect	TEF Design
Type	ConXL 400



Kaiser Permanente, Irwindale MOB

Location	Irwindale, CA
Description	Medical Office Building
Size	91,500 sqft
Time	12 Days to Erect Steel
Owner	Kaiser Permanente
Contractor	Hensel Phelps
Engineer	KPFF
Architect	co Architects
Type	ConXL 400



Sky Lakes Collaborative Health Center

Location	Klamath Falls, Oregon
Description	Medical Office Building
Size	100,000 sqft
Time	21 Days to Erect Steel
Owner	Sky Lakes Medical Center
Contractor	Walsh Construction
Engineer	ZCS Engineering
Architect	PKA Architects
Type	ConXL 400



Kaiser Permanente MOB La Habra

Location	La Habra, CA
Description	Medical Office Building
Size	29,800 sqft
Time	5 Days to Erect Steel
Owner	Kaiser Permanente
Contractor	Swinerton Builders
Engineer	John A.Martin & Associates
Architect	HMC
Type	ConXL 400



Kaiser Permanente Redwood City

Location	Redwood City, CA
Description	Medical Office Building
Size	200,000 sqft
Time	23 Days to Erect Steel
Owner	Kaiser Permanente
Contractor	Swinerton Builders
Engineer	JAMA
Architect	HOK
Type	ConXL 400



Scripps Encinita

Location	Encinita, CA
Description	Medical Office Building
Size	65,000 sqft
Time	12 Days to Erect Steel
Owner	Scripps Health
Contractor	DPR
Engineer	KEFF
Architect	HMC Architects
Type	ConXL 400



North Bay Hospital Expansion

Location	Fairfield, CA
Description	OSHPD-Licensed Critical Care
Size	78,130 sqft
Time	25 Days to Erect Steel
Owner	NorthBay Healthcare
Contractor	Constructiv Construction
Engineer	Thornton Thomasetti
Architect	Ratcliff Architects
Type	ConXL 400



Kaiser Permanente Santa Rosa

Location	Santa Rosa, CA
Description	LEED Gold MOB
Size	88,000 sqft
Time	8 Days to Erect Steel
Owner	Kaiser Permanente
Contractor	Turner Construction
Engineer	Thornton Tomasetti
Architect	Hawley Peterson Snyder Architects
Type	ConXL 400




Kaiser Permanente Chico Grand

Location	Chino Hills, CA
Description	LEED Gold Healthcare Facility
Size	45,000 sqft
Time	6 Days to Erect Steel
Owner	Kaiser Permanente
Contractor	Whiting-Turner
Engineer	John A.Martin & Associates
Architect	HDR
Type	ConXL 400



Additional Project Experience



Burbank, CA | Commercial

This 110,000 ft2 expansion to Nickelodeon Studios’ existing 72,000 ft2 complex will serve as the West Coast “hub” for their animation and live-action production teams. The expansion allows the company to bring all of its creative personnel back under one roof. The open bays inherently provided by the ConXL System allowed for flexible placement of highly advanced animation imagery equipment, as well as office space customization. Additionally, the ConXL chassis allowed for seamless integration of the precast concrete exterior wall system.



Owner	Accord/BRO Members, LLC
Contractor	McCormick Construction
Engineer	Englekirk
Architect	DLR Group
Type	ConXL 400



Stanford, CA | Education

In the footprint once occupied by Kresge Auditorium, the new William H. Neukom academic building provides 65,000 sf of clinic, seminar, meeting and office space. It is efficient, smart, flexible, welcoming and value-engineered to reduce overall environmental impact. The structure has been built to satisfy the equivalent of a LEED® Gold Certification by meeting key sustainability requirements in the areas of site planning, water management, energy use, materials, resources, waste, indoor environmental quality, innovation and design.



Owner	Stanford University
Contractor	Dome Construction
Engineer	Degenkolb Engineers
Architect	Enread Architects
Type	ConXL400



Mountain View, CA | Commercial

1.2 million square feet complex consisting of office space and short-term employee accommodation units on 42 acres in Mountain View at the NASA Ames Research Center. Designed with a sweeping canopy roof, the sprawling tent-like roof encloses several discrete structures which help to regulate the internal climate. The multi-tiered canopy system captures water for reuse and holds solar panels which create roughly four megawatts of power. This project was selected as the “Silicon Valley Business Journal’s Green Project Winner”.



Owner	Confidential Silicon Valley Tech Owner
Contractor	Whiting-Turner
Engineer	Thornton Tomasetti
Architect	BIG + Heatherwick Studio
Type	ConXL300

ConXtech Leadership



Robert Paulk
President

Captain Paulk, a 1984 graduate of the U.S. Naval Academy, retired in 2014 after 30 years of Active and Reserve naval service that culminated with three decorated command and overseas combat tours (2007-2012) in Afghanistan, Iraq, Kuwait, and the United Arab Emirates. In his private career, he has held numerous senior leadership positions in both large national and regional private businesses and non-profit organizations.

Recently, he served as Pogue Construction’s Chief Operations Officer (COO), a \$600 million general contractor located in McKinney, TX. During his 6 years as COO he led multiple key reorganization and staffing initiatives, corrected project on-time completion performance, and helped drive record annual revenues and profit in 2018, 2019, and 2020. Concurrently, Pogue Construction received regional and national recognition for construction volume and as a “best place to work.”



Josh DeLehman
Senior Director, Business Development

Mr. DeLehman joins ConXtech with 15 years of experience in engineering and construction for the energy, mining, and infrastructure industries. His roles have included senior positions in both Supply Chain Management and Business Development, with an emphasis on construction support services and manufacturing. A common thread in Mr. DeLehman’s career has been risk mitigation through shifting work from the job site into controlled shop environments where certainty of cost, quality, schedule and safety are more readily achievable. This focus is expected to serve Mr. DeLehman well as he works to grow ConXtech’s core business. Mr. DeLehman holds a Bachelor’s of Science in Business Administration from the University of North Carolina at Chapel Hill’s Kenan-Flagler Business School.



Adam Kurtenbach
Vice President of Business Development

Adam Kurtenbach has been in the modular construction industry for over 20 years. He joins ConXtech from KATERRA, where he was most recently the Director of Business Development for the PNW. In this role, Adam was responsible for oversight of almost \$500 million in project sales. Previous to his stint at Katerra, Adam ran Business Development for Urban Edge Builders (UEB) where he helped establish their Seattle office and was involved in bringing the first high-rise to the University of Washington district in over 30 years; The M. Adam is a firm believer in the power of innovative, modular, sustainable building practices and their ability to change the built environment for the better. A long-time hockey and lacrosse coach and player, Adam believes in the parallels between these sports and the construction industry; namely, grind to succeed, be accountable every day, and team before individual.



Tony Pydych
Director of Business Development

Tony brings over 25 years of client-centric design, preconstruction, and construction experience to ConXtech. He is a licensed Architect, AIA member and holds a General Contractor’s license. Tony brings a multi-disciplinary background and a pragmatic results-driven approach to ConXtech with an emphasis on developing positive and durable client & industry relationships.

Tony joined ConXtech from Walsh Group where he was the Director of Preconstruction & Design Manager for the Seattle Division. He previously worked for Katerra/UEB as Preconstruction Director, Perkins+Will and Callison Architecture as a Senior Project Architect, and he started his career working at Skilling Ward Magnusson Barkshire Engineering (currently named MKA).



Adam Browne S.E, P.E
Chief Engineering Officer

As the CSEO, Mr. Browne is responsible for ConXtech’s standardized calculations and design methodologies. He also provides technical recommendations and guidance to outside engineering firms working with the ConX System.

Mr. Browne is a licensed California structural engineer with over 20 years of experience. He has a bachelor’s degree in mathematics from the University of California at Santa Cruz and studied structural engineering at San Francisco State University before joining the firm BFL/OWEN in 1994. Before joining ConXtech in 2012, Mr. Browne was the EOR at FBA and Associates, responsible for the structural design on the first 2 million square feet of ConX structure. There, he was integral in establishing acceptability of the framing system with various building departments and jurisdictions.



Kevin Chambers
Vice President of Industrial Operations

As Vice President of Industrial Operations, Kevin is responsible for growing and executing work in the Process Industry, larger commercial markets such as data centers, and responsible for work with our international clients. Before coming to ConXtech, Kevin worked as a consultant in Project Management for a private company in Houston. Prior to that he spent ten years executing projects in the process industry that ranged in costs of \$50MM to \$3B. His responsibilities ranged from business development to engineering and design to project management.

Kevin received his Bachelor’s Degree in Civil Engineering from Texas Tech University and has worked in several different markets prior to attending college. In his youth, he worked as a laborer and welder for companies like Fluor and smaller commercial companies.



Stephen Boyd
Vice President, Technology & Operations

As VP Technology, Stephen is responsible for ConXtech’s core products, as well as the hardware, software, processes, and systems needed to successfully execute ConX-based projects. He is a passionate technology leader and innovator driving scalability for ConXtech’s products and setting the stage for long-term growth. As one of the engineers responsible for the XL300 industrial system, Stephen has developed a deep knowledge of the ConXtech product portfolio and all of the underlying systems enabling its success. He has led cross-functional engineers to drive product improvements and scalability that have enabled successful deployment and implementation of ConXtech technology.

With a Bachelor of Science Mechanical Engineering degree from Union College, Stephen’s background gives him exposure across engineering disciplines.



Simply Faster

CONXTECH®



Thank you.

For more information, please contact:

Adam Kurtenbach
VP of Business Development
(206) 379-4392
akurtenbach@conxtech.com

Josh DeLehman
Director of Business Development
(949) 572-8345
jdelehman@conxtech.com

Kyle Wilson
Director of Business Development
(562) 826-7368
kwilson@conxtech.com

Conxtech Headquarters
6600 Koll Center Parkway, Suite 210
Pleasanton, CA 94566
T (510) 264-9111 F (510) 264-1181
CA Contractor's License NO. 855525

conxtech.com